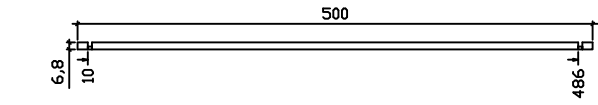



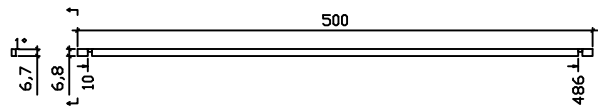
Kood	Annabel - 2018	Leht	
Joonis		Mootkava	1:50
Materjal	4,0 x 13,5	Kuup.	16.11.2017
Joonestas		File	ANNABEL - 2018.d



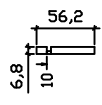
001 /1



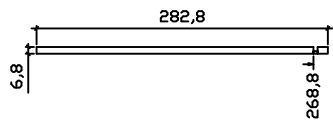
002 /16



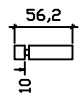
003 /1



004 /1



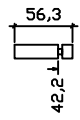
005 /1



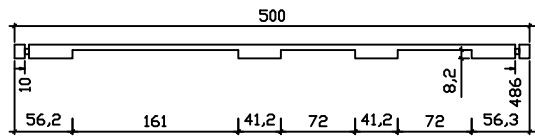
006 /13



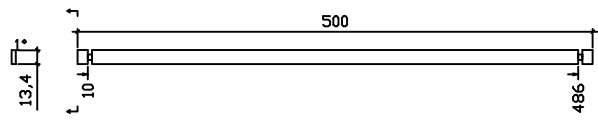
007 /26



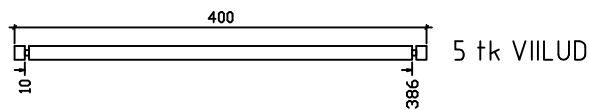
008 /13




009 /1



010 /1

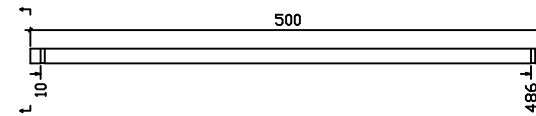


011 /32



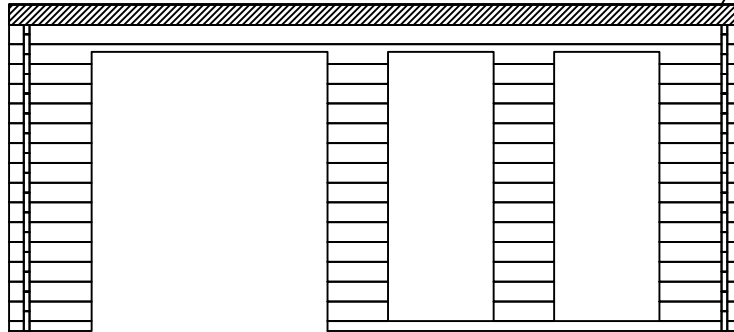
012 /2

PÕHIPÄRLINID




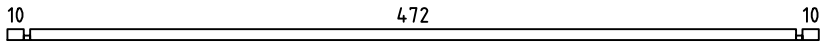
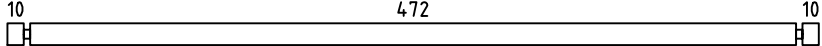
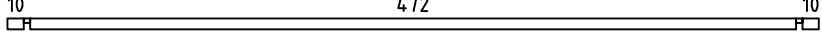
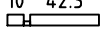

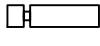


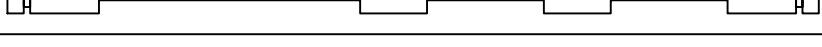




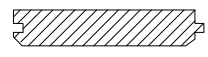



PR1 /5
4.3x14.5(3.3x14)

nr: 019



nr: 018



Pos	Drawing Annabel - 2018	Pcs	Profile (cm)	Length (cm)	
001		1	4x6.8	500	
002		16	4x13.5	500	
003		1	4x6.8	500	
004		1	4x6.8	56.2	
005		1	4x6.8	282.8	
006		13	4x13.5	56.2	
007		26	4x13.5	41.3	
008		13	4x13.5	56.3	
009		1	4x13.5	500	
010		1	4x13.5	500	
011		32	4x13.5	400	
012		2	4x6.8	386	
PR1		5	4.3x14.5	500	
	WINDOW 70x181.3	2			
	DOOR 159x188	1			
013	ROOF BOARDS/DACHBRETTER/VOLIGE 	45 37	11.2x1.6 13.7x1.6	420 420	
014	ROOF EDGE REINFORCEMENT/TRAUFENLEISTE/TASSEAU 	2	2.6x3.2	500	
015	FASCIA BOARD/GIEBELBLENDE/PLANCHE DE RIVE (FACADE) 	2	1.8x14.0	420	
016	FASCIA BOARD/GIEBELBLENDE/PLANCHE DE RIVE (FACADE) 	2	1.8x14.0	503.6	
Kood Annabel - 2018		Materjal		File ANNABEL - 2018.dwg	Leht 1/1